




Return-to-School Metrics State Guidance







Metrics and Models	On-site Learning	Hybrid Onsite and Distance Learning	Begin to Consider Transition	Distance Learning
County Case Rate <small>Per 100,000 people over a 14 day period</small>	<50	50-<100	100-< 200	>200
County Test Positivity	<5%	5%- <8%	8%-<10%	>10%
Instructional Model	Onsite or Hybrid (as needed to maintain small cohorts) instructional models	Phasing of Onsite or Hybrid for elementary schools. Starting with K-3 and adding additional grades up to grade 5. Middle and high school primarily Distance Learning with allowable Limited in-person instruction.*	Consider/ Plan for Transition 	Implement Comprehensive distance learning with allowable Limited in-person instruction only.



*If over time, elementary schools can demonstrate the ability to limit transmission in a school environment, carefully consider the Transition of middle and high school to Hybrid/ Onsite learning.

Return-to-School Metrics

Clackamas County- Molalla School District

2 Week Period Tracked	Total New Cases	County Cases per 100K	County Test Positivity	Return to In-person
11/8- 11/21/2020	1439	339.9	7.4%	
11/1- 11/14/2020	1206	284.8	6.4%	
10/25 -11/7/2020	821	193.9	5.3%	



As of 11/23/2020:	
Can K-3 transition to on-site instruction?	
Can 4-5 transition to on-site instruction?	
Can 6-12 transition to on-site instruction?	